

DULUX BASICS
EMULSION PAINT

A928-LINE (WATERBORNE)

PRODUCT INFORMATION

PRODUCT NAME	Dulux Basics Emulsion Paint
PRODUCT CODE	A928 Line
DESCRIPTION	Dulux Basics Emulsion Paint from Dulux is a safe and quality emulsion with a modern matt finish.
USAGE	Dulux Basics Emulsion Paint is suitable for all normal interior masonry surfaces including brickwork, plaster, cement, asbestos and wallboards.
BENEFITS	Safe paint. Gives a modern matt finish.
PACK SIZE	5 litres only
COLOUR RANGE	Available in a range of fresh and bright colors. Affordable paint from ICI Dulux- the trusted brand for generations.





PERFORMANCE GUIDE

FILM PROPERTIES Water Resistance	Will tolerate the levels of atmospheric humidity present in normal interior environments and will withstand moderately vigorous washing.
THEORETICAL COVERAGE	A guide to the theoretical coverage which can be achieved under normal conditions is 11 – 12m ² /litre.










PRODUCT DATA

COMPOSITION (nominal)	Pigment : Lightfast Non-Lead Pigments and Mineral Extenders. Blinder : PVA Copolymer Emulsion. Solvent : Water.
VOLUME SOLIDS	White 30% (nominal), other colours will vary.



















APPLICATION

THINNING Brush or Roller	For sealing new or bare surfaces thin with up to 1 part of clean water to 5 parts of paint (20%). For normal use, thinning is usually not necessary. If required, should not exceed 1 part of clean water to 10 parts of paint (10%).
Conventional Spray Airless Spray	Add up to 1 part of clean water to 5 parts of paint (20%). Ready for use.
SPRAY RECOMMENDATIONS Conventional Spray Airless Spray	Satisfactory through most equipment. A typical set up for airless spray application would be a minimum working pressure on paint of 140 kg/cm ² (2000 lb/sq in) with a spray tip size 0.58mm (23 thou) and a spray tip angle 65°.
DRYING TIMES Touch Dry Recoat	Single coat at standard thickness: Dependant on temperature and humidity. 1- 2 hours.
CLEANING UP	Clean all equipment with clean water immediately after use.
	 Application method  65° spraying tip  1-2 hours drying time  Practise proper cleaning

PRE - APPLICATION

SURFACE PREPARATION	Surface must be sound, clean, dry and free from all defective or poorly adhering material, dirt, grease or wax and be thoroughly rubbed down using a suitable abrasive paper and dusted off. If after thorough preparation, surfaces remain powdery, or suffer from alkali attack seal with one coat of an appropriate Primer (see below).								
SYSTEM INFORMATION Powdery Surfaces Alkaline and New Surfaces Normal, Sound Surfaces	<table style="width: 100%; border: none;"> <tr> <td style="width: 33%; border: none;">PRIMER (1 COAT)</td> <td style="width: 33%; border: none;">FINISH (2 COATS)</td> </tr> <tr> <td style="border: none;">Dulux Adhesion Promoting Interior Wall Primer (A579 – 15458)</td> <td style="border: none;">Dulux Basic (A928)</td> </tr> <tr> <td style="border: none;">Dulux Alkali Resisting Interior Wall Sealer (A931 – 18380)</td> <td style="border: none;"></td> </tr> <tr> <td style="border: none;">No Primer Required.</td> <td style="border: none;"></td> </tr> </table>	PRIMER (1 COAT)	FINISH (2 COATS)	Dulux Adhesion Promoting Interior Wall Primer (A579 – 15458)	Dulux Basic (A928)	Dulux Alkali Resisting Interior Wall Sealer (A931 – 18380)		No Primer Required.	
PRIMER (1 COAT)	FINISH (2 COATS)								
Dulux Adhesion Promoting Interior Wall Primer (A579 – 15458)	Dulux Basic (A928)								
Dulux Alkali Resisting Interior Wall Sealer (A931 – 18380)									
No Primer Required.									
	<table style="width: 100%; border: none;"> <tr> <td style="text-align: center; width: 33%;">  Ensure good surface profile </td> <td style="text-align: center; width: 33%;">  Blast cleaning </td> <td style="text-align: center; width: 33%;">  Seal a coat with primer </td> </tr> </table>	 Ensure good surface profile	 Blast cleaning	 Seal a coat with primer					
 Ensure good surface profile	 Blast cleaning	 Seal a coat with primer							

PRECAUTION

SAFETY, HEALTHY AND ENVIRONMENTAL INFORMATION	<p>In case of contact with eyes, rinse immediately with plenty of water and seek medical advice.</p> <p>To remove splashes of paint from skin, use soap and water or a recognised cleanser.</p> <p>Keep away from food, drinks, animal feed and out of the reach of children.</p> <p>Container must be stored in a cool and shaded place.</p> <p>It must be tightly closed in a secure, upright position.</p> <p>Work in a well-ventilated area and do not breathe in vapour or spray.</p> <p>A suitable mask should be worn during sanding.</p> <p>When applying paint, it is advisable to wear eye protection and suitable gloves.</p> <p>In case of a spillage, contain and collect spillage using sand or earth and do not empty into watercourses, drains or the environment.</p> <p>Dispose of any paint waste in accordance with the appropriate Environmental Quality Regulations.</p> <p>Refer to Dulux Product Safety Data Sheet for further details.</p> <p>In case of emergency, refer to Emergency Incident Response Hotline 1800 80 6187.</p>						
	<table style="width: 100%; border: none;"> <tr> <td style="text-align: center; width: 33%;">  Keep seal tight </td> <td style="text-align: center; width: 33%;">  Store in cool place </td> <td style="text-align: center; width: 33%;">  Secure upright </td> </tr> <tr> <td style="text-align: center; width: 33%;">  Wear proper protection </td> <td style="text-align: center; width: 33%;">  Ensure good ventilation </td> <td style="text-align: center; width: 33%;">  Practise proper disposal </td> </tr> </table>	 Keep seal tight	 Store in cool place	 Secure upright	 Wear proper protection	 Ensure good ventilation	 Practise proper disposal
 Keep seal tight	 Store in cool place	 Secure upright					
 Wear proper protection	 Ensure good ventilation	 Practise proper disposal					