

**DULUX FLOOR PAINT
SEMI-GLOSSY FINISH**

A338 LINE (SOLVENTBORNE)

PRODUCT INFORMATION

PRODUCT NAME	Dulux Floor Paint Semi-Glossy Floor Finish
PRODUCT CODE	A338-Line
DESCRIPTION	Dulux Floor Paint Semi-Glossy Floor Finish is a decorative coating for concrete, wood, and steel floors.
USAGE	Suitable for use on concrete, wood and steel floors. An effective damp-proof membrane must be present beneath masonry floors: newly laid floors must be completely dry in depth before painting.
BENEFITS	Tough paint film which is resistant to human traffic with or without shoes. Excellent we edge which ensures a smooth even finish.
PACK SIZE	5 litres only.
COLOUR RANGE	661 Pine Green and 2225 Red Oxide only.

PERFORMANCE GUIDE

FILM PROPERTIES	
Chemical Resistance	Resistant to mild chemical fume attack but where there is likely to be spillage of solvents, chemicals, cutting oils, dairy products, foodstuffs, etc. specialist coating systems may be required.
Water Resistance	Resistant to repeated and regular washing with water and detergents but not suitable for use on floors that are likely to be continuously wet.
THEORETICAL COVERAGE	A guide to the theoretical coverage which can be achieved under normal conditions is 14 m ² /L.

PRODUCT DATA




COMPOSITION (nominal)	Pigment : Light Fast Non-Lead Pigments and Mineral Extenders. Blinder : Alkyd. Solvent : White Spirit.
VOLUME SOLIDS	63% (nominal), other colours will vary.
FLASH POINT	32 ^o C – 55 ^o C.

APPLICATION

THINNING Brush or Roller Conventional Spray	Ready for use, thinning is usually not necessary. Add up to 1 part of Dulux Thinner 850 – 41 or white spirit to 10 parts of paint (10%).
SPRAY RECOMMENDATIONS Conventional Spray	Satisfactory through most equipment.
DRYING TIMES Touch Dry Recoat	Single coat at standard thickness: 4 – 6 hours under normal conditions. 16 – 24 hours under normal conditions.
CLEANING UP	Clean all equipment with Dulux Thinner 850 – 41 or white spirit immediately after use.
FILM THICKNESS	Wet: 90 micro – metres. Dry: 45 micro – metres.

	 Application method	 4-6 hours drying time	 Practise proper cleaning
--	---	--	--

PRE - APPLICATION

SURFACE PREPARATION	<p>Surfaces generally must be clean, dry, free from all defective or poorly adhering material, dirt, grease, wax etc. Previously painted surfaces should be thoroughly rubbed down using a suitable abrasive paper and then dusted off.</p> <p>Steel surfaces should be manually prepared by power or hand tool to BS 7079 Part A1: 1989 St3. For optimum performance new galvanized and aluminium surfaces should be cleaned and degreased, the pre-treated with an appropriate pre-treatment primer to ensure good adhesion.</p>		
SYSTEM INFORMATION	PRIMER (1 COAT)	FINISH (1 OR 2 COATS)	
Wood	Dulux Aluminium Wood Primer Sealer (A519 – 3697)	Dulux Floor Paint Semi-Glossy Floor Finish (A338)	
Metal	Dulux Grey Green Zinc Phosphate Primer (A500 - 388)		
Masonry	Dulux Adhesion Promoting Interior Wall Sealer (A579 – 15458)		
	 Use abrasive paper	 Dust off	 Seal a coat with primer

PRECAUTION

SAFETY, HEALTHY AND ENVIRONMENTAL INFORMATION	<p>FLAMMABLE</p> <p>Toxic to aquatic organisms, may cause long-term adverse effects in the aquatic environment.</p> <p>Repeated exposure may cause skin dryness or cracking.</p> <p>Contains: ETHYL METHYL KETOXIME, COBALT CARBOXYLATE. May produce an allergic reaction.</p> <p>Avoid contact with skin.</p> <p>In case of contact with eyes, rinse immediately with plenty of water and seek medical advice.</p> <p>To remove splashes of paint from skin, use soap and water or a recognised cleanser.</p> <p>If swallowed seek medical advice immediately and show this container or label.</p> <p>Keep away from food, drinks, animal feed and out of the reach of children.</p> <p>Keep away from combustible material.</p> <p>Container must be stored in a cool and shaded place.</p> <p>It must be tightly closed in a secure, upright position.</p> <p>Work in a well-ventilated area and do not breathe in vapour or spray.</p> <p>A suitable mask should be worn during sanding.</p>
---	--

When applying paint, it is advisable to wear eye protection and suitable gloves.
In case of fire use foam, dry powder, AFFF, CO2 – Never use water.
In case of a spillage, contain and collect spillage using sand or earth and do not empty into watercourses, drains or the environment.
Dispose of any paint waste in accordance with the appropriate Environmental Quality Regulations.
Refer to **Dulux** Product Safety Data Sheet for further details.
In case of emergency, refer to Emergency Incident Response Hotline 1800 80 6187.

 FLAMMABLE	 Keep seal tight	 Store in cool place	
 Secure upright	 Wear proper protection	 Ensure good ventilation	 Practise proper disposal