

DULUX PENTALITE EASYCLEAN
EMULSION PAINT

A990 LINE (WATERBORNE)

PRODUCT INFORMATION

PRODUCT NAME	Dulux Pentalite Easyclean Emulsion Paint
PRODUCT CODE	A990 Line
DESCRIPTION	Dulux Pentalite Easyclean is a premium quality matt paint that clean common household stains off your wall easily without worrying about damaging the paint. Formulated with Colourguard technology, its tough resilient surface is washable and locks in colours to keep your wall looking beautiful for longer.
USAGE	Dulux Pentalite Easyclean Emulsion Paints is suitable for all normal interior masonry surfaces including brickwork, plaster, cement, asbestos and wallboards.
BENEFITS	Clean common household stains off your wall easily with minimum paint erosion. Formulated with Colourguard technology to offer tough resilient surface that is washable and locks colour in.
PACK SIZE	5 litres and 20 litres.
COLOUR RANGE	Refer to Dulux Colour Inspirations.





PERFORMANCE GUIDE

FILM PROPERTIES Water Resistance	Will tolerate the levels of atmospheric humidity present in normal interior environments and will withstand moderately vigorous washing.
THEORETICAL COVERAGE	A guide to the theoretical coverage which can be achieved under normal conditions is 10 – 11 m ² /litre.




PRODUCT DATA

COMPOSITION (nominal)	Pigment : Lightfast Non-Lead Pigments and Mineral Extenders. Blinder : PVA Copolymer Emulsion. Solvent : Water.
VOLUME SOLIDS	White 30% (nominal), other colours will vary.







APPLICATION

THINNING Brush or Roller	For sealing new or bare surfaces thin with up to 1 part of clean water to 5 parts of paint (20%). For normal use, thinning is usually not necessary. If required, should not exceed 1 part of clean water to 10 parts of paint (10%).
Conventional Spray Airless Spray	Add up to 1 part of clean water to 5 parts of paint (20%). Ready for use.
SPRAY RECOMMENDATIONS Conventional Spray Airless Spray	Satisfactory through most equipment. A typical set up for airless spray application would be a minimum working pressure on paint of 140Kg/cm ² (2000 lb/sq in) with a spray tip size 0.58mm (23 thou) and a spray tip angle 65°.
DRYING TIMES Touch Dry Recoat	Single coat at standard thickness: Dependant on temperature and humidity. 1- 2 hours.
CLEANING UP	Clean all equipment with clean water immediately after use.
	 Application method  65° spraying tip  2-3 hours recoat time  Practise proper cleaning

PRE - APPLICATION

SURFACE PREPARATION	Surfaces must be sound, clean, dry and free from all defective or poorly adhering material, dirt, grease or wax and be thoroughly rubbed down using a suitable abrasive paper and dusted off. If after thorough preparation, surfaces remain powdery, or suffer from alkali attack, seal with one coat of an appropriate Primer (see below).	
SYSTEM INFORMATION Powdery Surfaces Alkaline and New Surfaces Normal, Sound Surfaces	PRIMER (1 COAT) Dulux Adhesion Promoting Interior Wall Primer (A579 – 15458) Dulux Alkali Resisting Interior Wall Sealer (A931 – 18380) No Primer Required.	FINISH (2 COATS) Dulux Pentallite Easyclean (A990)
	<div style="display: flex; justify-content: space-around; align-items: center;"> <div style="text-align: center;">  Use abrasive paper </div> <div style="text-align: center;">  Dust off </div> <div style="text-align: center;">  Treat with Dulux Wash Fungicidal </div> </div>	

PRECAUTION

SAFETY, HEALTHY AND ENVIRONMENTAL INFORMATION	<p>In case of contact with eyes, rinse immediately with plenty of water and seek medical advice.</p> <p>To remove splashes of paint from skin, use soap and water or a recognised cleanser.</p> <p>Keep away from food, drinks, animal feed and out of the reach of children.</p> <p>Container must be stored in a cool and shaded place.</p> <p>It must be tightly closed in a secure, upright position.</p> <p>Work in a well-ventilated area and do not breathe in vapour or spray. A suitable mask should be worn during sanding.</p> <p>When applying paint, it is advisable to wear eye protection and suitable gloves.</p> <p>In case of a spillage, contain and collect spillage using sand or earth and do not empty into water courses, drains or the environment.</p> <p>Dispose of any paint waste in accordance with the appropriate Environmental Quality Regulations.</p> <p>Refer to Dulux Product Safety Data Sheet for further details.</p> <p>In case of emergency, refer to Emergency Incident Response Hotline 1800 80 6187.</p>	
	<div style="display: grid; grid-template-columns: repeat(3, 1fr); gap: 10px;"> <div style="text-align: center;">  Keep seal tight </div> <div style="text-align: center;">  Store in cool place </div> <div style="text-align: center;">  Secure upright </div> <div style="text-align: center;">  Wear proper protection </div> <div style="text-align: center;">  Ensure good ventilation </div> <div style="text-align: center;">  Practise proper disposal </div> </div>	