

**DULUX SOLARSCREEN**  
**EXTERIOR TRANSPARENT WOOD FINISH**

**A339-LINE (SOLVENTBORNE)**

**PRODUCT INFORMATION**

PRODUCT NAME	<b>Dulux</b> Solarscreen Exterior Transparent Wood Finish
PRODUCT CODE	A339 – Line
DESCRIPTION	<b>Dulux</b> Solarscreen Exterior Transparent Wood Finish is a durable pigment varnish based on a special resin for protection and decoration purposes.
USAGE	Suitable for use on all types of new or previously painted wood surfaces.
BENEFITS	Excellent abrasion resistance. Highlights the natural beauty of the grain of the wood. Water resistant, flexible and will provide long lasting protection. Its unique formulation will filter out UV rays minimizing the traditional problems of cracking, flaking and peeling.
PACK SIZE	1 litre and 5 litres.
COLOUR RANGE	Refer to <b>Dulux</b> Colour Inspirations.

**PERFORMANCE GUIDE**

FILM PROPERTIES	
Chemical Resistance	Resists alcohols and aliphatic hydrocarbon. Film is liable to attack from other strong solvents.
Heat resistance	Resistant up to 90°C.
Water Resistance	Resistant to the atmospheric humidity and rain normally experienced in exterior environments.
THEORETICAL COVERAGE	A guide to the theoretical coverage which can be achieved under normal conditions is 19 m <sup>2</sup> /L.

**PRODUCT DATA**




COMPOSITION (nominal)	Pigment : Lightfast Non-Lead Pigments. Blinder : Modified Alkyd. Solvent : White Spirit.
VOLUME SOLIDS	38% (nominal).
FLASH POINT	32°C – 55°C.

**APPLICATION**

THINNING Brush	For sealing new or bare surfaces thin up to 1 part of Dulux Thinner 850 – 41 or white spirit to 5 parts of paint (20%). For normal use thinning is usually not necessary.
DRYING TIMES Touch Dry Recoat	Single coat at standard thickness: 1 – 2 hours. 4 hours.
CLEANING UP	Clean all equipment with <b>Dulux</b> Thinner 850 – 41 or white spirit immediately after use.
FILM THICKNESS	Wet: 50 micro – metres. Dry: 20 micro – metres.






















	 Application method	 1-2 hours drying time	 Practise proper cleaning
--	---	--	--

### PRE - APPLICATION

SURFACE PREPARATION	Surfaces must be clean, dry, free, from all defective or poorly adhering material, dirt, grease, wax etc. All surfaces should be thoroughly rubbed down in the direction of the grain, using a suitable abrasive paper and then dusted off.		
SYSTEM INFORMATION	<b>PRIMER</b>  N/A	<b>FINISH (3 COATS)</b>  <b>Dulux</b> Solarscreen Exterior Transparent Wood Finish (A339)	
	 Ensure good surface profile	 Use abrasive paper	 Dust off

### PRECAUTION

SAFETY, HEALTHY AND ENVIRONMENTAL INFORMATION	<p><b>FLAMMABLE</b></p> <p>Toxic to aquatic organisms, may cause long-term adverse effects in the aquatic environment.</p> <p>Repeated exposure may cause skin dryness or cracking.</p> <p>Contains: ETHYL METHYL KETOXIME, COBALT CARBOXYLATE, BIS(1, 2, 2, 6, 6-PENTAMETHYL-4PIPERIDYL) SEBACATE, BIS(1, 2, 2, 6, 6-PENTAMETHYL-4PIPERIDYL) SEBACATE.</p> <p>May produce an allergic reaction.</p> <p>In case of contact with eyes, rinse immediately with plenty of water and seek medical advice.</p> <p>To remove splashes of paint from skin, use soap and water or a recognised cleanser.</p> <p>If swallowed seek medical advice immediately and show this container or label.</p> <p>Keep away from food, drinks, animal feed and out of the reach of children.</p> <p>Keep away from combustible material.</p> <p>Container must be stored in a cool and shaded place.</p> <p>It must be tightly closed in a secure, upright position.</p> <p>Work in a well-ventilated area and do not breathe in vapour or spray. A suitable mask should be worn during sanding.</p> <p>When applying paint, it is advisable to wear eye protection and suitable gloves.</p> <p>In case of fire use foam, dry powder, AFFF, CO<sub>2</sub> – Never use water.</p> <p>In case of a spillage, contain and collect spillage using sand or earth and do not empty into watercourses, drains or the environment.</p> <p>Dispose of any paint waste in accordance with the appropriate</p>
---	--

	<p>Environmental Quality Regulations. Refer to <b>Dulux</b> Product Safety Data Sheet for further details. In case of emergency, refer to Emergency Incident Response Hotline 1800 80 6187.</p>														
	<table border="0"><tr><td data-bbox="619 454 730 562"></td><td data-bbox="804 454 916 562"></td><td data-bbox="979 454 1091 562"></td></tr><tr><td data-bbox="619 562 730 607">FLAMMABLE</td><td data-bbox="804 562 916 607">Keep seal tight</td><td data-bbox="979 562 1091 607">Store in cool place</td></tr><tr><td data-bbox="619 651 730 759"></td><td data-bbox="804 651 916 759"></td><td data-bbox="979 651 1091 759"></td><td data-bbox="1155 651 1267 759"></td></tr><tr><td data-bbox="619 759 730 808">Secure upright</td><td data-bbox="804 759 916 808">Wear proper protection</td><td data-bbox="979 759 1091 808">Ensure good ventilation</td><td data-bbox="1155 759 1267 808">Practise proper disposal</td></tr></table>				FLAMMABLE	Keep seal tight	Store in cool place					Secure upright	Wear proper protection	Ensure good ventilation	Practise proper disposal
															
FLAMMABLE	Keep seal tight	Store in cool place													
															
Secure upright	Wear proper protection	Ensure good ventilation	Practise proper disposal												