

DULUX SPEED UNDERCOAT
ACRYLIC COPOLYMER UNDERCOAT

A545-101 (SOLVENTBORNE)

PRODUCT INFORMATION

PRODUCT NAME	Dulux Speed Undercoat Acrylic Copolymer Undercoat
PRODUCT CODE	A545 – 101
DESCRIPTION	Dulux Speed Undercoat is an acrylic copolymer based undercoat. Its revolutionized formulation enables it to be used as an undercoat as well as a stain sealer.
USAGE	Dulux Speed Undercoat is recommended for Gloss Finish (A365) and Dulux Satinwood (A345). It is suitable for use on correctly prepared and primed interior and exterior wood and metal surfaces where high film build and smoothness are required.
BENEFITS	Exhibits stain sealing property which prevents joss stick and cigarette stains from permeating through the new paint film and causing yellow discolouration. Its alkali resistant property enables it to be applied on cementitious substrate. Approved by SIRIM to Malaysian Standard MS 132: 1993.
PACK SIZE	1 litre and 5 litres.
COLOUR RANGE	White only.

PERFORMANCE GUIDE





THEORETICAL COVERAGE	A guide to the theoretical coverage which can be achieved under normal conditions is 13 m ² /L.
----------------------	--

PRODUCT DATA




COMPOSITION (nominal)	Pigment : Titanium Dioxide and Mineral Extenders. Blinder : Acrylic Copolymer. Solvent : White Spirit.
VOLUME SOLIDS	White 40% (nominal).
FLASH POINT	32°C – 55°C.

APPLICATION

THINNING Brush or Roller	For normal use thinning is usually not necessary, but if required add up to 1 part of Dulux Thinner 850 – 41 or white spirit to 10 parts of paint (10%). Add up to 1 part of Dulux Thinner 850 – 41 or white spirit to 6 parts of paint (15%). Ready for use.
Conventional Spray	
Airless Spray	
SPRAY RECOMMENDATIONS Conventional Spray Airless Spray	Satisfactory through most equipment. A typical set up for airless spray application is a minimum working pressure on paint of 140 kg/cm ² (2000 lb/sq in) with a spray tip size 0.43mm (17 thou) and a spray tip angle of 65°.
DRYING TIMES Touch Dry Recoat	Single coat at standard thickness: 30 minutes. 2 hours.
FILM THICKNESS	Wet: 75 micro – metres. Dry: 30 micro – metres.
CLEANING UP	Clean all equipment with Dulux Thinner 850 – 41 or white spirit

	immediately after use.
	 Application method  65° spraying tip  30 mins 30 minutes drying time  Practise proper cleaning

PRE - APPLICATION

SURFACE PREPARATION	<p>Surfaces generally must be clean, dry, free from all defective or poorly adhering material, dirt, grease, wax etc. Previously painted surfaces should be thoroughly rubbed down using a suitable abrasive paper and then dusted off.</p> <p>Steel surfaces should be manually prepared by power or hand tool to BS 7079 Part A1:1989 St3.</p> <p>For masonry stained with joss stick incense, clean with a damp cloth preferably with detergent to remove soluble stains.</p>		
SYSTEM INFORMATION	PRIME (1 COAT)	UNDERCOAT (1 COAT)	FINISH (2 COATS)
Galvanized Iron or Aluminium	Dulux Galvprime (A931 - 10420)		Dulux Gloss Finish (A365) Or
Wood	Dulux Aluminium Wood Primer Sealer (A519 - 3697)	Dulux Speed Undercoat (A545 - 101)	Dulux Satinwood (A345) interior surfaces only. Or
Metal	Dulux Grey Green Zinc Phosphate Primer (A500 - 388)		Dulux Pentalite Emulsion (A921)
Masonry stained with joss stick or cigarette smoke	Dulux Speed Undercoat (A545 - 101)	Dulux Speed Undercoat (A545 - 101) if 2 nd coat is necessary.	
	<p>Note: 2 coats of Dulux Speed Undercoat may be necessary to ensure that severe stain is sealed with an even layer of paint. As incense yellows semi-glossy emulsion paint quickly, Dulux Pentalite is preferred as a finishing coat to ensure that the stains do not recur immediately.</p>		
	 Ensure good surface profile	 Use abrasive paper	 Dust off

PRECAUTION

SAFETY, HEALTHY AND ENVIRONMENTAL INFORMATION

FLAMMABLE
Toxic to aquatic organisms, may cause long-term adverse effects in the aquatic environment.
Repeated exposure may cause skin dryness or cracking.
Avoid contact with skin.
In case of contact with eyes, rinse immediately with plenty of water and seek medical advice.
To remove splashes of paint from skin, use soap and water or a recognised cleanser.
If swallowed seek medical advice immediately and show this container or label.
Keep away from food, drinks, animal feed and out of the reach of children.
Keep away from combustible material.
Container must be stored in a cool and shaded place.
It must be tightly closed in a secure, upright position.
Work in a well-ventilated area and do not breathe in vapour or spray. A suitable mask should be worn during sanding.
When applying paint, it is advisable to wear eye protection and suitable gloves.
In case of fire use foam, dry powder, AFFF, CO2 – Never use water.
In case of a spillage, contain and collect spillage using sand or earth and do not empty into watercourses, drains or the environment.
Dispose of any paint waste in accordance with the appropriate Environmental Quality Regulations.
Refer to **Dulux** Product Safety Data Sheet for further details.
In case of emergency, refer to Emergency Incident Response Hotline 1800 80 6187.



FLAMMABLE



Keep seal tight



Store in cool place



Secure upright



Wear proper protection



Ensure good ventilation



Practise proper disposal