

DULUX SUPREME
SOFT SHEEN FINISH

A933 LINE (WATERBORNE)

PRODUCT INFORMATION

PRODUCT NAME	Dulux Supreme Soft Sheen Finish
PRODUCT CODE	A933 Line
DESCRIPTION	Dulux Supreme Soft Sheen Finish is a premium quality, highly durable, and washable emulsion with a soft sheen finish and refreshing floral scent.
USAGE	Dulux Supreme is suitable for all normal interior wall and ceiling surfaces which are not subject to frequent or heavy condensation. This product is also suitable for areas exposed to washable dirt/ stains ie in kitchens, children's rooms and dusty premises.
BENEFITS	Washable surfaces with a smooth luxurious appearance. Excellent alkali resistance and adhesion properties. Stain resistant. Excellent flow and refreshing floral scent.
PACK SIZE	1 litre and 5 litres.
COLOUR RANGE	Refer to Dulux Colour Inspirations.

PERFORMANCE GUIDE



FILM PROPERTIES Water Resistance	Will tolerate the levels of atmospheric humidity present in normal interior environments and will withstand moderately vigorous washing. Not suitable where frequent heavy condensation is likely, as in kitchens and bathrooms.
THEORETICAL COVERAGE	The theoretical coverage will vary according to the porosity of the surface. On smooth surfaces of average porosity, the coverage is up to 12m ² /litre.

PRODUCT DATA




COMPOSITION (nominal)	Pigment : Lightfast Non-Lead Pigments and Mineral Extenders. Blinder : Acrylic Emulsion. Solvent : Water.
VOLUME SOLIDS	White 38% (nominal), other colours will vary

APPLICATION

THINNING Brush or Roller	For sealing new or bare surfaces thin with up to 1 part of clean water to 5 parts of paint (20%). For normal use, thinning is usually not necessary. If required, should not exceed 1 part of clean water to 10 parts of paint (10%).
Conventional Spray Airless Spray	Add up to 1 part of clean water to 5 parts of paint (20%). Ready for use.
SPRAY RECOMMENDATIONS Conventional Spray Airless Spray	Satisfactory through most equipment. A typical set up for airless spray application would be a minimum working pressure on paint of 140Kg/cm ² (2000 lb/sq in) with a spray tip size 0.38mm (15 thou) and a spray tip angle 65°.
DRYING TIMES Touch Dry Recoat	Single coat at standard thickness: Dependant on temperature and humidity. 1- 2 hours.
CLEANING UP	Clean all equipment with clean water immediately after use.

	 Application method	 65° spraying tip	 1-2 hours drying time	 Practise proper cleaning
--	---	---	---	---

PRE - APPLICATION

SURFACE PREPARATION	Surfaces must be sound, clean, dry and free from all defective or poorly adhering material, dirt, grease or wax and be thoroughly rubbed down using a suitable abrasive paper and dusted off. It is important to ensure that your wall is smooth and even to obtain the best results from Dulux supreme. If after thorough preparation, surfaces remain powdery, seal with one coat of an appropriate Primer. (See below)		
SYSTEM INFORMATION	PRIMER (1 COAT)	FINISH (2 COATS)	
Powdery Surfaces	Dulux Adhesion Promoting Interior Wall Primer (A579 – 15458)	Dulux Supreme Emulsion (A933)	
Alkaline and New Surfaces	Dulux Alkali Resisting Interior Wall Sealer (A931 – 18177)		
Normal, Sound Surfaces	No Primer Required.		
	 Use abrasive paper	 Dust off	 Seal a coat with primer

PRECAUTION

SAFETY, HEALTHY AND ENVIRONMENTAL INFORMATION	<p>In case of contact with eyes, rinse immediately with plenty of water and seek medical advice.</p> <p>To remove splashes of paint from skin, use soap and water or a recognised cleanser.</p> <p>Keep away from food, drinks, animal feed and out of the reach of children.</p> <p>Container must be stored in a cool and shaded place.</p> <p>It must be tightly closed in a secure, upright position.</p> <p>Work in a well-ventilated area and do not breathe in vapour or spray. A suitable mask should be worn during sanding.</p> <p>When applying paint, it is advisable to wear eye protection and suitable gloves.</p> <p>In case of a spillage, contain and collect spillage using sand or earth and do not empty into watercourses, drains or the environment.</p> <p>Dispose of any paint waste in accordance with the appropriate Environmental Quality Regulations.</p> <p>Refer to Dulux Product Safety Data Sheet for further details.</p> <p>In case of emergency, refer to Emergency Incident Response Hotline 1800 80 6187.</p>
---	---

			
	Keep seal tight	Store in cool place	Secure upright
			
	Wear proper protection	Ensure good ventilation	Practise proper disposal