

DULUX TIMBERTONE
INTERIOR TRANSPARENT FINISH

A398-LINE (SOLVENTBORNE)

PRODUCT INFORMATION

PRODUCT NAME	Dulux Timbertone Interior Transparent Finish
PRODUCT CODE	A398 – Line
DESCRIPTION	Dulux Timbertone Transparent Finish from Dulux is a solvent based wood finish. It is available in a glossy or satin finish.
USAGE	Suitable for use on all types of new or previously treated interior soft and hard woods. Typical uses include parquet floors, panelling, cane or wood furniture, doors and partitions.
BENEFITS	Excellent abrasion resistance. Exhibits fast-drying properties. Highlights the natural beauty of the grain of the wood.
PACK SIZE	1 litre and 5 litres.
COLOUR RANGE	Refer to Dulux Colour Inspirations.

PERFORMANCE GUIDE

FILM PROPERTIES Chemical Resistance Heat resistance Water Resistance	Resists alcohols and aliphatic hydrocarbons. Film is liable to attack from other strong solvents. Resistant up to 90°C. Resistant to the moisture level experienced during mopping. Not suitable if there is water ponding.
THEORETICAL COVERAGE	A guide to the theoretical coverage which can be achieved under normal conditions is 19 m ² /L.

PRODUCT DATA




COMPOSITION (nominal)	Pigment : Lightfast Non-Lead Pigments. Blinder : Polyurethane Alkyd. Solvent : White Spirit.
VOLUME SOLIDS	38% (nominal).
FLASH POINT	32°C – 55°C.

APPLICATION

THINNING Brush or Roller	For sealing new or bare surfaces thin up to 1 part of Dulux Thinner 850 – 41 or white spirit to 5 parts of paint (20%). For normal use thinning is usually not necessary.
DRYING TIMES Touch Dry Recoat	Single coat at standard thickness: 1 – 2 hours under normal conditions. 3 hours under normal conditions.
CLEANING UP	Clean all equipment with Dulux Thinner 850 – 41 or white spirit immediately after use.
FILM THICKNESS	Wet: 50 micro – metres. Dry: 20 micro – metres.






















	 Application method	 1-2 hours drying time	 Practise proper cleaning
--	---	--	--

PRE - APPLICATION

SURFACE PREPARATION	Surfaces must be clean, dry, free from all defective or poorly adhering material, dirt, grease, wax etc. All surfaces should thoroughly rubbed down in the direction of the grain, using a suitable abrasive paper and then dusted off.		
SYSTEM INFORMATION	PRIMER (1 COAT)	FINISH (3 COATS)	
	N/A	Dulux Timbertone Transparent Finish (A398)	
	 Ensure good surface profile	 Use abrasive paper	 Dust off

PRECAUTION

SAFETY, HEALTHY AND ENVIRONMENTAL INFORMATION	<p>FLAMMABLE</p> <p>Toxic to aquatic organisms, may cause long-term adverse effects in the aquatic environment.</p> <p>Repeated exposure may cause skin dryness or cracking.</p> <p>Contains: ETHYL METHYL KETOXIME, COBALT CARBOXYLATE. May produce an allergic reaction.</p> <p>Avoid contact with skin.</p> <p>In case of contact with eyes, rinse immediately with plenty of water and seek medical advice.</p> <p>To remove splashes of paint from skin, use soap and water or a recognised cleanser.</p> <p>If swallowed seek medical advice immediately and show this container or label.</p> <p>Keep away from food, drinks, animal feed and out of the reach of children.</p> <p>Keep away from combustible material.</p> <p>Container must be stored in a cool and shaded place.</p> <p>It must be tightly closed in a secure, upright position.</p> <p>Work in a well-ventilated area and do not breathe in vapour or spray. A suitable mask should be worn during sanding.</p> <p>When applying paint, it is advisable to wear eye protection and suitable gloves.</p> <p>In case of fire use foam, dry powder, AFFF, CO2 – Never use water.</p> <p>In case of a spillage, contain and collect spillage using sand or earth and do not empty into watercourses, drains or the environment.</p> <p>Dispose of any paint waste in accordance with the appropriate Environmental Quality Regulations.</p>
---	---

	<p>Refer to Dulux Product Safety Data Sheet for further details. In case of emergency, refer to Emergency Incident Response Hotline 1800 80 6187.</p>							
	<table border="0"> <tr> <td data-bbox="619 421 735 539">  <p>FLAMMABLE</p> </td> <td data-bbox="810 421 927 539">  <p>Keep seal tight</p> </td> <td data-bbox="986 421 1102 539">  <p>Store in cool place</p> </td> </tr> <tr> <td data-bbox="619 613 735 732">  <p>Secure upright</p> </td> <td data-bbox="810 613 927 732">  <p>Wear proper protection</p> </td> <td data-bbox="986 613 1102 732">  <p>Ensure good ventilation</p> </td> <td data-bbox="1161 613 1278 732">  <p>Practise proper disposal</p> </td> </tr> </table>	 <p>FLAMMABLE</p>	 <p>Keep seal tight</p>	 <p>Store in cool place</p>	 <p>Secure upright</p>	 <p>Wear proper protection</p>	 <p>Ensure good ventilation</p>	 <p>Practise proper disposal</p>
 <p>FLAMMABLE</p>	 <p>Keep seal tight</p>	 <p>Store in cool place</p>						
 <p>Secure upright</p>	 <p>Wear proper protection</p>	 <p>Ensure good ventilation</p>	 <p>Practise proper disposal</p>					