

## DULUX

### WEATHERSHIELD PRIMER

**A579-15222 (SOLVENTBORNE)**

#### PRODUCT INFORMATION

PRODUCT NAME	Dulux Weathershield Primer
PRODUCT CODE	A579-15222
DESCRIPTION	Dulux Weathershield Primer is a premium solvent-based vinyl-toluene acrylate primer sealer which promotes adhesion of new paint onto existing painted substrate.
USAGE	Suitable for exterior previously painted masonry like brickwork, plaster, cement, and asbestos. This primer binds the chalky paint, firms it up, so that subsequent new paint will not flake on aging. Depending on the degree of weathering these surfaces are normally still powdery even after thorough washing or high pressure water jetting.
BENEFITS	Good penetration on powdery surface to reinforce the subsequent finish paint on your exterior wall. Alkali resistant and efflorescence resistant. Improves the opacity of subsequent finish paint.
PACK SIZE	5 litres and 20 litres.
COLOUR RANGE	White only.

#### PERFORMANCE GUIDE





FILM PROPERTIES Water Resistance	Will tolerate a slightly damp surface but is not suitable where the surface is saturated.
THEORETICAL COVERAGE	A guide to the theoretical coverage which can be achieved under normal conditions is 8-10 m <sup>2</sup> /litre.

#### PRODUCT DATA




COMPOSITION (nominal)	Pigment : Lightfast Non-Lead Pigments and Mineral Extenders. Blinder : Vinyl-toluene acrylate co-polymer. Solvent : White Spirit.
VOLUME SOLIDS	30% (nominal).
FLASH POINT	32°C – 55°C.

#### APPLICATION






















THINNING Brush or Roller	If required for sealing new or bare surfaces thin up to 1 part of <b>Dulux</b> Thinner 850 – 41 or white spirit to 10 parts of paint (10%). For normal use thinning is usually not necessary.
Conventional Spray	Add up to 1 part of <b>Dulux</b> Thinner 850 – 41 or white spirit to 10 parts of paint (10%).
Airless Spray	Ready for use.
SPRAY RECOMMENDATIONS Conventional Spray Airless Spray	Satisfactory through most equipment. A typical set up for airless spray application is a minimum working pressure on paint of 140 kg/cm <sup>2</sup> (2000 lb/sq in) with a spray tip size 0.43mm (17 thou) and a spray tip angle of 65°.
DRYING TIMES Touch Dry Recoat	Single coat at standard thickness: Dependant on temperature and humidity. 4-5 hours.

FILM THICKNESS	Wet: 110micro – metres. Dry: 30 micro – metres.
CLEANING UP	Clean all equipment with <b>Dulux</b> Thinner 850 – 41 or white spirit immediately after use.
	 Application method  65° spraying tip  4-5 hours recoat time  Practise proper cleaning

### PRE - APPLICATION

SURFACE PREPARATION	<p>Surfaces to be painted must be clean to ensure good adhesion. Remove all fungus, algae, dirt, loose paint or powdery residue by scrubbing/scraping with a stiff fibre brush under running water or with high pressure water jet.</p> <p>Treat areas affected by mould, lichens, algae, and moss with <b>Dulux</b> Fungicidal Wash.</p> <p>Make good minor cracks with Selleys No More Gaps. Allow to dry before priming.</p> <p><b>Note:</b> Paint will not adhere on dirty and powdery substrates which are not thoroughly cleaned.</p>		
SYSTEM INFORMATION	<b>PRIMER</b> (1 COAT)	<b>TEXTURE COAT</b> (1 COAT)	<b>FINISH</b> (2 COATS)
Powdery Surfaces	<b>Dulux</b> Weathershield Primer (A579 - 15222)	N/A	<b>Dulux</b> Weathershield Acrylic Exterior Wall Finish (910) Or <b>Dulux</b> Gloss Finish (A365) Or <b>Dulux</b> Timber Colour (A926)
Alkaline and New Surfaces	<b>Dulux</b> Weathershield Sealer (A931 - 18177)	N/A	
Normal, Sound Surfaces	No Primer Required.	N/A	
	 Brush off  Blast cleaning  Treat with Dulux Wash Fungicidal		

**PRECAUTION**

<p>SAFETY, HEALTHY AND ENVIRONMENTAL INFORMATION</p>	<p><b>FLAMMABLE</b> Toxic to aquatic organisms, may cause long-term adverse effects in the aquatic environment. Repeated exposure may cause skin dryness or cracking. Avoid contact with skin. In case of contact with eyes, rinse immediately with plenty of water and seek medical advice. To remove splashes of paint from skin, use soap and water or a recognised cleanser. If swallowed seek medical advice immediately and show this container or label. Keep away from food, drinks, animal feed and out of the reach of children. Keep away from combustible material. Container must be stored in a cool and shaded place. It must be tightly closed in a secure, upright position. Work in a well-ventilated area and do not breathe in vapour or spray. A suitable mask should be worn during sanding. When applying paint, it is advisable to wear eye protection and suitable gloves. In case of fire use foam, dry powder, AFFF, CO<sub>2</sub> – Never use water. In case of a spillage, contain and collect spillage using sand or earth and do not empty into watercourses, drains or the environment. Dispose of any paint waste in accordance with the appropriate Environmental Quality Regulations. Refer to <b>Dulux</b> Product Safety Data Sheet for further details. In case of emergency, refer to Emergency Incident Response Hotline 1800 80 6187.</p>							
	<table border="0"><tr><td data-bbox="619 1234 735 1346"><p>FLAMMABLE</p></td><td data-bbox="804 1234 920 1346"><p>Keep seal tight</p></td><td data-bbox="979 1234 1096 1346"><p>Store in cool place</p></td></tr><tr><td data-bbox="619 1429 735 1541"><p>Secure upright</p></td><td data-bbox="804 1429 920 1541"><p>Wear proper protection</p></td><td data-bbox="979 1429 1096 1541"><p>Ensure good ventilation</p></td><td data-bbox="1155 1429 1272 1541"><p>Practise proper disposal</p></td></tr></table>	 <p>FLAMMABLE</p>	 <p>Keep seal tight</p>	 <p>Store in cool place</p>	 <p>Secure upright</p>	 <p>Wear proper protection</p>	 <p>Ensure good ventilation</p>	 <p>Practise proper disposal</p>
 <p>FLAMMABLE</p>	 <p>Keep seal tight</p>	 <p>Store in cool place</p>						
 <p>Secure upright</p>	 <p>Wear proper protection</p>	 <p>Ensure good ventilation</p>	 <p>Practise proper disposal</p>					