

**DULUX**  
**WEATHERSHIELD SEALER**

**A931-18177 (WATERBORNE)**

**PRODUCT INFORMATION**

PRODUCT NAME	<b>Dulux</b> Weathershield Sealer
PRODUCT CODE	A931 - 18177
DESCRIPTION	<b>Dulux</b> Weathershield Sealer is a premium quality, waterbased sealer.
USAGE	<b>Dulux</b> Weathershield Sealer is suitable for exterior masonry surface such as brickwork, plaster, cement, and asbestos which is not fully dry. It is suitable for use on both new and previously painted surfaces.
BENEFITS	The special acrylic emulsion ensures excellent alkali resistance. The high content of this emulsion minimizes the risk of efflorescent and seals off the substrate. This primer glossy paint film enhances Weathershield.
PACK SIZE	5 litres and 20 litres.
COLOUR RANGE	White only.

**PERFORMANCE GUIDE**

FILM PROPERTIES Water Resistance	Will tolerate a slightly damp surface but is not suitable where the surface is saturated.
THEORETICAL COVERAGE	A guide to the theoretical coverage which can be achieved under normal conditions is 8 – 10m <sup>2</sup> / litre.

**PRODUCT DATA**

COMPOSITION (nominal)	Pigment : Lightfast Non-Lead Pigments and Mineral Extenders. Binder : Acrylic Emulsion. Solvent : Water.
VOLUME SOLIDS	White 45% (nominal).

**APPLICATION**

THINNING Brush or Roller  Conventional Spray Airless Spray	For sealing new or bare surfaces thin with up to 1 part of clean water to 10 parts of paint (10%). For normal use, thinning is usually not necessary. Add up to 1 part of clean water to 10 parts of paint (10%). Ready for use.
SPRAY RECOMMENDATIONS Conventional Spray Airless Spray	Satisfactory through most equipment. A typical set up for airless spray application would be a minimum working pressure on paint of 140 kg/cm <sup>2</sup> (2000 lb/sq in) with a spray tip size 0.38mm (15 thou) and a spray tip angle 65°.
DRYING TIMES Touch Dry Recoat	Single coat at standard thickness: Dependant on temperature and humidity. 1 – 2 hours.
CLEANING UP	Clean all equipment with clean water immediately after use.



Application method



65° spraying tip






1-2 hours drying time



Practise proper cleaning

**PRE - APPLICATION**

SURFACE PREPARATION	Surfaces must be sound, clean, as dry as possible and free from all defective or poorly adhering material, dirt, grease or wax. If after thorough preparation, surfaces remain powdery, or suffer front alkali attack seal with one coat of an appropriate Primer (see below). Note: Even though this primer facilitates painting on damp walls, it could not be applied on areas where moisture reading (as measured by Protimeter) exceeds 22%. These walls should be left to dry further. However if panted, the moisture will build up behind this waterproof primer and cause blisters to emerge on the paint film on aging.		
SYSTEM INFORMATION Powdery Surfaces  Alkaline and New Surfaces Normal, Sound Surfaces	<b>PRIMER (1 COAT)</b> <b>Dulux</b> Weathershield Primer (A579 – 15222) <b>Dulux</b> Weathershield Sealer (A931 – 18177) No Primer Required.	<b>INTERMEDIATE (1 COAT)</b> N/A N/A N/A  <b>Dulux</b> Speed Undercoat (A545 – 101)	<b>FINISH (2 COATS)</b> <b>Dulux</b> Weathershield Acrylic Exterior Wall Finish (A910) Or <b>Dulux</b> Gloss Finish (A365) Or <b>Dulux</b> Timber Colour (A926)
	 Use abrasive paper  Dust off  Seal a coat with primer		

**PRECAUTION**

SAFETY, HEALTHY AND ENVIRONMENTAL INFORMATION	<p>In case of contact with eyes, rinse immediately with plenty of water and seek medical advice</p> <p>To remove splashes of paint from skin, use soap and water or a recognised cleanser.</p> <p>Keep away from food, drinks, animal feed and out of the reach of children.</p> <p>Container must be stored in a cool and shaded place</p> <p>It must be tightly closed in a secure, upright position</p> <p>Work in a well-ventilated area and do not breathe in vapour or spray</p> <p>A suitable mask should be worn during sanding</p> <p>When applying paint, it is advisable to wear eye protection and suitable gloves</p> <p>In case of a spillage, contain and collect spillage using sand or earth and do not empty into water courses, drains or the environment</p> <p>Dispose of any paint waste in accordance with the appropriate Environmental Quality Regulations</p> <p>Refer to <b>Dulux</b> Product Safety Data Sheet for further details</p> <p>In case of emergency, refer to Emergency Incident Response Hotline 1800 80 6187.</p>
---	--

			
	Keep seal tight	Store in cool place	Secure upright
			
	Wear proper protection	Ensure good ventilation	Practise proper disposal