

**GLIDDEN DURAGUARD**  
**ACRYLIC EXTERIOR FINISH**

**A920-LINE (WATERBORNE)**

**PRODUCT INFORMATION**

PRODUCT NAME	<b>Glidden</b> Duraguard Acrylic Exterior Finish
PRODUCT CODE	A920 – Line
DESCRIPTION	<b>Glidden</b> Duraguard Acrylic Exterior Finish is a quality acrylic based emulsion paint.
USAGE	Suitable for newly painted exterior masonry surface such as brickwork, plaster, cement, rendering and asbestos.
BENEFITS	Provides protection against fungus and algae growth. Good alkali resistance, adhesion properties, and durability. Good colour fastness. Meets Malaysian Standards MS 134:1989.
PACK SIZE	5 litres and 20 litres.
COLOUR RANGE	See <b>Glidden</b> Colour Guide.

**PERFORMANCE GUIDE**

FILM PROPERTIES Water Resistance	Resistant to mild atmospheric fume attack and to the salts in new mortar, rendering and similar surfaces. Resistant to the levels of atmospheric humidity present in normal exterior environments.
THEORETICAL COVERAGE	The spreading capacity of this product will vary considerably according to the roughness and porosity of the surface. On smooth surfaces of average porosity 10m <sup>2</sup> /L.

**PRODUCT DATA**

COMPOSITION (nominal)	Pigment : Lightfast Non-Lead Pigments and Mineral Extenders. Binder : Acrylic Emulsion. Solvent : Water.
VOLUME SOLIDS	White 35% (nominal), other colours will vary.

**APPLICATION**

THINNING Brush or Roller	For sealing new or bare surfaces thin with up to 1 part of clean water to 10 parts of paint (10%). For normal use thinning is usually not required.
DRYING TIMES Touch Dry Recoat	Single coat at standard thickness: Dependant on temperature and humidity. 2- 3 hours.
CLEANING UP	Clean all equipment with clean water immediately after use.



Application method







1-2 hours drying time



Practise proper cleaning

**PRE - APPLICATION**

SURFACE PREPARATION	Allow all new surfaces to dry out completely. Remove all loose or defective paint or powdery residues by thorough brushing and scraping, using a stiff fibre brush or high pressure water jet. Treat any areas affected by mould, lichens, algae and moss with <b>Dulux</b> Fungicidal Wash. Make good minor defects with a suitable exterior grade Filler. Use a sand and cement mix for larger holes and cracks. Allow to dry. Surfaces that remain powdery, friable or chalky after thorough preparation should be sealed with a coat of <b>Dulux</b> Adhesion Promoting Wall Sealer.	
	<b>Note:</b> Do not apply <b>Glidden</b> Duraguard Acrylic Exterior Finish during wet weather.	
SYSTEM INFORMATION Powdery Surfaces  Alkaline and New Surfaces  Normal, Sound Surfaces	<b>PRIMER (1 COAT)</b> <b>Dulux</b> Weathershield Primer (A579 – 15222) <b>Dulux</b> Weathershield Sealer (A931 – 18177) A thinned first coat <b>Glidden</b> Duraguard Acrylic Exterior Finish (A920)	<b>FINISH (2 COATS)</b>  <b>Glidden</b> Duraguard Acrylic Exterior Finish (A920)
	<div style="display: flex; justify-content: space-around; align-items: center;"> <div style="text-align: center;">  <p>Allow surface to dry</p> </div> <div style="text-align: center;">  <p>Brush off</p> </div> <div style="text-align: center;">  <p>Treat with Dulux Wash Fungicidal</p> </div> <div style="text-align: center;">  <p>Seal a coat with primer</p> </div> </div>	

**PRECAUTION**

SAFETY, HEALTHY AND ENVIRONMENTAL INFORMATION	<p>Harmful to aquatic organisms, may cause long-term adverse effects in the aquatic environment.</p> <p>May cause sensitisation by skin contact.</p> <p>In case of contact with eyes, rinse immediately with plenty of water and seek medical advice.</p> <p>To remove splashes of paint from skin, use soap and water or a recognised cleanser.</p> <p>Keep away from food, drinks, animal feed and out of the reach of children.</p> <p>Container must be stored in a cool and shaded place.</p> <p>It must be tightly closed in a secure, upright position.</p> <p>Work in a well-ventilated area and do not breathe in vapour or spray. A suitable mask should be worn during sanding.</p> <p>When applying paint, it is advisable to wear eye protection and suitable gloves.</p> <p>In case of a spillage, contain and collect spillage using sand or earth and do not empty into watercourses, drains or the environment.</p> <p>Dispose of any paint waste in accordance with the appropriate Environmental Quality Regulations.</p> <p>Refer to <b>Glidden</b> Product Safety Data Sheet for further details.</p> <p>In case of emergency, refer to Emergency Incident Response Hotline 1800 80 6187.</p>
---	--

			
	Keep seal tight	Store in cool place	Secure upright
			
	Wear proper protection	Ensure good ventilation	Practise proper disposal