

## GLIDDEN SATIN SILK

### SHEEN FINISH

#### A929 LINE (WATERBORNE)

#### PRODUCT INFORMATION

PRODUCT NAME	<b>Glidden</b> Basics Emulsion Paint
PRODUCT CODE	A929 – Line
DESCRIPTION	<b>Glidden</b> Satin Silk Sheen Finish is a quality, durable and washable emulsion with a sheen finish.
USAGE	<b>Glidden</b> Satin Silk Sheen Finish is suitable for all normal interior wall and ceiling surfaces.
BENEFITS	Good washability Attractive mid-sheen finish.
PACK SIZE	5 litres and 20 litres.
COLOUR RANGE	See <b>Glidden</b> Colour Guide.




#### PERFORMANCE GUIDE

FILM PROPERTIES Water Resistance	Will tolerate the levels of atmospheric humidity present in normal interior environments and will withstand moderately vigorous washing. Not suitable where frequent heavy condensation is likely, as in kitchens and bathrooms.
THEORETICAL COVERAGE	A guide to the theoretical coverage which can be achieved under normal conditions is 10m <sup>2</sup> /litre.



#### PRODUCT DATA

COMPOSITION (nominal)	Pigment : Lightfast Non-Lead Pigments and Mineral Extenders. Blinder : PVA Copolymer Emulsion. Solvent : Water.
VOLUME SOLIDS	White 35% (nominal), other colours will vary.







#### APPLICATION

THINNING Brush or Roller	For sealing new or bare surfaces thin with up to 1 part of clean water to 5 parts of paint (20%). For normal use thinning should not exceed 1 part of clean water to 10 parts of paint (10%).
DRYING TIMES Touch Dry Recoat	Single coat at standard thickness: Dependant on temperature and humidity. 1- 2 hours.
CLEANING UP	Clean all equipment with clean water immediately after use.
	 Application method
	 1-2 hours drying time
	 Practise proper cleaning

**PRE - APPLICATION**

SURFACE PREPARATION	Surface must be sound, clean, dry and free from all defective or poorly adhering material, dirt, grease or wax and be thoroughly rubbed down using a suitable abrasive paper and dusted off. If after thorough preparation, surfaces remain powdery, seal with one coat of an appropriate Primer (see below).	
SYSTEM INFORMATION Powdery Surfaces  Alkaline and New Surfaces  Normal, Sound Surfaces	<b>PRIMER (1 COAT)</b> <b>Dulux</b> Adhesion Promoting Interior Wall Primer (A579 – 15458) <b>Glidden</b> Wall Sealer 368 (A931 – 15368) No Primer Required.	<b>FINISH (2 COATS)</b>  <b>Glidden</b> Satin Silk Sheen Finish (A929)
	  <p>Ensure good surface profile      Seal a coat with primer</p>	

**PRECAUTION**

SAFETY, HEALTHY AND ENVIRONMENTAL INFORMATION	<p>In case of contact with eyes, rinse immediately with plenty of water and seek medical advice. To remove splashes of paint from skin, use soap and water or a recognised cleanser. Keep away from food, drinks, animal feed and out of the reach of children. Container must be stored in a cool and shaded place. It must be tightly closed in a secure, upright position. Work in a well-ventilated area and do not breathe in vapour or spray. A suitable mask should be worn during sanding. When applying paint, it is advisable to wear eye protection and suitable gloves. In case of a spillage, contain and collect spillage using sand or earth and do not empty into watercourses, drains or the environment. Dispose of any paint waste in accordance with the appropriate Environmental Quality Regulations. Refer to <b>Glidden</b> Product Safety Data Sheet for further details. In case of emergency, refer to Emergency Incident Response Hotline 1800 80 6187.</p>		
	   <p>Keep seal tight      Store in cool place      Secure upright</p>    <p>Wear proper protection      Ensure good ventilation      Practise proper disposal</p>		