



GLIDDEN WALL SEALER 368

A931-15368 LINE (WATERBORNE)

PRODUCT INFORMATION

| | |
|--------------|--|
| PRODUCT NAME | Glidden Wall Sealer 368 |
| PRODUCT CODE | A931-15368 |
| DESCRIPTION | Glidden Wall Sealer 368 is a good quality, water-based sealer. |
| USAGE | Suitable for interior masonry surface such as brickwork, plaster, cement and asbestos that is fully dry. |
| BENEFITS | Provides good alkali resistance. |
| PACK SIZE | 5 and 20 litres. |
| COLOR RANGE | White only. |

PERFORMANCE GUIDE

| | |
|-------------------------------------|--|
| FILM PROPERTIES Water Resistance | Will tolerate a slightly damp surface but is not suitable where the surface is saturated. |
| THEORETICAL COVERAGE | A guide to the theoretical coverage which can be achieved under normal conditions is 11 m ² /litre. |

PRODUCT DATA

| | |
|--------------------------|--|
| COMPOSITION (nominal) | Pigment : Lightfast Non-Lead Pigments and Mineral Extenders. Binder : Acrylic Emulsion. Solvent : Water. |
| VOLUME SOLIDS | White 33% (nominal). |

APPLICATION

| | |
|--|---|
| THINNING Roller | For sealing new or bare surfaces thin with up to 1 part of clean water to 10 parts of paint (10%). For normal use thinning is usually not necessary. |
| Conventional Spray Airless Spray | Add up to 1 part clean water to 10 parts of paint (10%). Ready for use. |
| SPRAY RECOMMENDATIONS Conventional Spray Airless Spray | Satisfactory through most equipment. A typical set up for airless spray application would be a minimum working pressure on paint of 140 kg/cm ² (2000 lb/sq in) with a spray tip size 0.38mm (15 thou) and a spray tip angle 65°. |
| DRYING TIMES Touch Dry Recoat | Single coat at standard thickness : Dependant on temperature and humidity. 2-3 hours. |
| CLEANING UP | Clean all equipment with clean water immediately after use. |



Application method



65° spraying tip






2-3 hours recoat time



Practice proper cleaning

PRE-APPLICATION

| | | | |
|--|--|---|--|
| SURFACE PREPARATION | <p>Surfaces must be sound, clean, as dry as possible and free from all defective or poorly adhering material, dirt, grease, wax.</p> <p>If after thorough preparation surfaces remain powdery, or suffer from alkali attack seal with one coat of an appropriate Primer (see below).</p> <p>Note: Even though this primer facilitates painting on damp wall, it should not be applied on areas where moisture reading (as measured by protimeter) exceeds 22%. These walls should be left to dry further. However, if painted, the moisture will build up behind this waterproof primer and cause blisters to emerge on the paint film on aging.</p> | | |
| SYSTEM INFORMATION Powdery Surfaces Alkaline and New Surfaces Normal, Sound Surfaces | PRIMER (1 COAT) Dulux Adhesion Promoting Wall Sealer (A579-15222) Glidden Wall Sealer 368 (A931-15368) No Primer Required. | UNDERCOAT (1 COAT) N/A N/A Dulux Speed Undercoat (A545-101) | FINISH (2 COAT) Glidden Satin Silk (A929) Glidden Hi-Gloss (A336) |
| <div style="display: flex; justify-content: space-around; align-items: center;"> <div style="text-align: center;">  <p>Ensure good surface profile</p> </div> <div style="text-align: center;">  <p>Blast cleaning</p> </div> <div style="text-align: center;">  <p>Seal a coat with primer</p> </div> </div> | | | |

PRECAUTION

| | |
|--|---|
| SAFETY, HEALTH AND ENVIRONMENTAL INFORMATION | <p>In case of contact with eyes, rinse immediately with plenty of water and seek medical advice. To remove splashes of paint from skin, use soap and water or a recognised cleanser. Keep away from food, drinks, animal feed and out of the reach of children. Container must be stored in a cool and shaded place. It must be tightly closed in a secure, upright position. Work in a well-ventilated area and do not breathe in vapour or spray. A suitable mask should be worn during sanding. When applying paint, it is advisable to wear eye protection. In case of a spillage, contain and collect spillage using sand or earth and do not empty into watercourses, drains or the environment. Dispose of any paint waste in accordance with the appropriate Environmental Quality Regulations. Refer to Glidden Product Safety Data Sheet for further details. In case of emergency, refer to Emergency Incident Response Hotline (0065) - 6337608.</p> |
| <div style="display: flex; justify-content: space-around; align-items: center;"> <div style="text-align: center;">  <p>Application method</p> </div> <div style="text-align: center;">  <p>20°-45° spraying tip</p> </div> <div style="text-align: center;">  <p>1-2 hours drying time</p> </div> <div style="text-align: center;">  <p>Practice proper cleaning</p> </div> </div> | |

For further details on Product Data Sheet, kindly contact:

Customer Care Department
 ICI Paints (Malaysia) Sdn Bhd, (3393-V)
 Lot 5827 Nilai Industrial Area, 71800 Nilai, Negeri Sembilan, Malaysia.
 Tel: (606) 7994200 Fax: (606) 7994225 Website: www.icidulux.com.my

Any advice, recommendations, information, assistance or service provided by ICI Paints in relation to goods manufactured or marketed by it or their use or any application is given in good faith. However, any advice, recommendations, information, assistance or service provided by ICI Paints is provided without expressed or implied warranties.