

**MAXILITE PLUS  
UNDERCOAT**

**A543-15308 (SOLVENTBORNE)**

**PRODUCT INFORMATION**

PRODUCT NAME	Maxilite Plus Undercoat
PRODUCT CODE	A543 – 15308
DESCRIPTION	Maxilite Plus Undercoat is a smooth matt undercoat specially formulated to meet economical needs.
USAGE	Suitable for use on correctly prepared and primed interior and exterior wood and metal surfaces where a solvent-based gloss system is required. Recommended for low to medium cost housing schemes where economy is important.
BENEFITS	Its high build properties provide body and smoothness to the finishing. In prolonged storage, it is non-settling, easy stirring and use. Suitable option for low to medium cost housing schemes. Approved by SIRIM to Malaysian Standard MS 132 : 1993.
PACK SIZE	7 litres and 20 litres.
COLOUR RANGE	White only.

**PERFORMANCE GUIDE**

FILM PROPERTIES	
Water Resistance	Excellent resistance to rain and condensation as part of system.
THEORETICAL COVERAGE	A guide to the theoretical coverage which can be achieved under normal conditions is 15m <sup>2</sup> /L.

**PRODUCT DATA**




COMPOSITION (nominal)	Pigment : Titanium Dioxide and Mineral Extenders. Blinder : Alkyd. Solvent : White Spirit.
VOLUME SOLIDS	White 54% (nominal).
FLASH POINT	32°C – 55°C.

**APPLICATION**

THINNING Brush or Roller  Conventional Spray Airless Spray	For normal use thinning is usually not necessary, but if required add up to 1 part of <b>Dulux</b> Thinner 850 – 41 or white spirit to 10 parts of paint (10%). Add up to 1 part of Dulux Thinner 850 – 41 or white spirit to 6 parts of paint (15%). Ready for use.
SPRAY RECOMMENDATIONS Conventional Spray Airless Spray	Satisfactory through most equipment. Ready for use.
DRYING TIMES  Touch Dry Recoat	A typical set up for airless spray application is a minimum working pressure on paint of 140kg/cm <sup>2</sup> (2000 lb/sq in) with a spray tip size 0.43mm (17 thou) and a spray tip angle of 65°. 1 – 3 hours. 5 – 6 hours.
FILM THICKNESS	Wet: 60 micro-metres. Dry: 35 micro-metres.
CLEANING UP	Clean all equipment with <b>Dulux</b> Thinner 850 – 41 or white spirit immediately after use.

	 Application method	 65° spraying tip	 1-3 hours drying time	 Practise proper cleaning
--	---	---	---	---

## PRE - APPLICATION

SURFACE PREPARATION	<p>Surfaces generally must be clean, dry, free from all defective or poorly adhering material, dirt, grease, wax etc. Previously painted surfaces should be thoroughly rubbed down using a suitable abrasive paper and then dusted off.</p> <p>Steel metal surfaces should be manually prepared by power or hand tool to BS 7079 Part A1:1989 St3.</p> <p>For optimum performance new galvanized and aluminium surfaces should be cleaned and degreased and primed with A931 – 10420 <b>Dulux Galvprime</b> to ensure good adhesion.</p>		
	 Ensure good surface profile	 Use abrasive paper	 Dust off

## PRECAUTION

SAFETY, HEALTHY AND ENVIRONMENTAL INFORMATION	<p><b>FLAMMABLE</b></p> <p>Harmful to aquatic organisms, may cause long-term adverse effects in the aquatic environment.</p> <p>Repeated exposure may cause skin dryness or cracking.</p> <p>Contains: ETHYL METHYL KETOXIME, COBALT CARBOXYLATE. May produce an allergic reaction.</p> <p>In case of contact with eyes, rinse immediately with plenty of water and seek medical advice.</p> <p>To remove splashes of paint from skin, use soap and water or a recognised cleanser.</p> <p>If swallowed seek medical advice immediately and show this container or label.</p> <p>Keep away from food, drinks, animal feed and out of the reach of children.</p> <p>Keep away from combustible material.</p> <p>Container must be stored in a cool and shaded place.</p> <p>It must be tightly closed in a secure, upright position.</p> <p>Work in a well-ventilated area and do not breathe in vapour or spray. A suitable mask should be worn during sanding.</p> <p>When applying paint, it is advisable to wear eye protection and suitable gloves.</p> <p>In case of fire use foam, dry powder, AFFF, CO2 – Never use water.</p> <p>In case of a spillage, contain and collect spillage using sand or earth and do not empty into watercourses, drains or the environment.</p> <p>Dispose of any paint waste in accordance with the appropriate Environmental Quality Regulations.</p>
---	---

Refer to **Maxilite** Product Safety Data Sheet for further details.  
In case of emergency, refer to Emergency Incident Response Hotline  
1800 80 6187.



FLAMMABLE



Keep seal  
tight



Store in  
cool place



Secure  
upright



Wear proper  
protection



Ensure good  
ventilation



Practise  
proper  
disposal