

**MAXILITE TRADE
EMULSION PAINT**

A923-LINE (WATERBORNE)

PRODUCT INFORMATION

PRODUCT NAME	Maxilite Trade Emulsion Paint
PRODUCT CODE	A923 Line
DESCRIPTION	A smooth matt finish which is formulated to meet economical needs.
USAGE	Maxilite Trade is suitable for all normal interior and ceiling surfaces. The product is catered for economical use at projects area.
BENEFITS	Used in housing schemes where economy is important. Matt finish that smoothen surface imperfections.
PACK SIZE	18 litres only.
COLOUR RANGE	Refer to Maxilite Trade Colour Card.





PERFORMANCE GUIDE

FILM PROPERTIES Water Resistance	Will tolerate the levels of atmospheric humidity present in normal interior environments and will withstand moderate washing.
THEORETICAL COVERAGE	A guide to the theoretical coverage which can be achieved under normal conditions is 10 – 11 m ² /litre




PRODUCT DATA

COMPOSITION (nominal)	Pigment : Lightfast Non-Lead Pigments and Mineral Extenders. Blinder : PVA Copolymer Emulsion. Solvent : Water.
VOLUME SOLIDS	White 30% (nominal), other colours will vary.







APPLICATION

THINNING Brush or Roller	For sealing new or bare surfaces thin with up to 1 part of clean water to 3 parts of paint (30%). For normal use, thinning should not exceed 1 part of clean water to 4 parts of paint (25%).
Conventional Spray Airless Spray	Add up to 1 part of clean water to 2.5 parts of paint (40%). Ready for use. Thinning is usually not required.
SPRAY RECOMMENDATIONS Conventional Spray Airless Spray	Satisfactory through most equipment. A typical set up for airless spray application would be a minimum working pressure on paint of 140 kg/cm ² (2000 lb/sq in) with a spray tip size 0.58mm (23 thou) and a spray tip angle 65°.
DRYING TIMES Touch Dry Recoat	Single coat at standard thickness: Dependant on temperature and humidity. 1 – 2 hours.
CLEANING UP	Clean all equipment with clean water immediately after use.
	 Application method  65° spraying tip  1-2 hours drying time  Practise proper cleaning

PRE - APPLICATION

SURFACE PREPARATION	Surface must be sound, clean, dry and free from all defective or poorly adhering material, dirt, grease or wax. If necessary, clean with high pressure (1500 psi) water jetting. If after thorough preparation surfaces remain powdery, or suffer from alkali attack seal with one coat of an appropriate primer (see below).	
SYSTEM INFORMATION Powdery Surfaces Alkaline and New Surfaces Normal, Sound Surfaces	<p>PRIMER (1 COAT) Dulux Adhesion Promoting Interior Wall Primer (A579 – 15458) Glidden Wall Sealer 368 (A931 – 15368) No Primer Required</p>	<p>FINISH (2 COATS) Maxilite Trade Emulsion Paint (A923)</p>
	<div style="display: flex; justify-content: space-around; align-items: center;"> <div style="text-align: center;">  <p>Ensure good surface profile</p> </div> <div style="text-align: center;">  <p>Blast cleaning</p> </div> <div style="text-align: center;">  <p>Seal a coat with primer</p> </div> </div>	

PRECAUTION

SAFETY, HEALTHY AND ENVIRONMENTAL INFORMATION	<p>May cause sensitisation by skin contact. Avoid contact with skin. In case of contact with eyes, rinse immediately with plenty of water and seek medical advice. To remove splashes of paint from skin, use soap and water or a recognised cleanser. Keep away from food, drinks, animal feed and out of the reach of children. Container must be stored in a cool and shaded place. It must be tightly closed in a secure, upright position. Work in a well-ventilated area and do not breathe in vapour or spray. A suitable mask should be worn during sanding. When applying paint, it is advisable to wear eye protection and suitable gloves. In case of a spillage, contain and collect spillage using sand or earth and do not empty into watercourses, drains or the environment. Dispose of any paint waste in accordance with the appropriate Environmental Quality Regulations. Refer to Maxilite Trade Product Safety Data Sheet for further details. In case of emergency, refer to Emergency Incident Response Hotline 1800 80 6187.</p>	
	<div style="display: grid; grid-template-columns: repeat(3, 1fr); gap: 10px;"> <div style="text-align: center;">  <p>Keep seal tight</p> </div> <div style="text-align: center;">  <p>Store in cool place</p> </div> <div style="text-align: center;">  <p>Secure upright</p> </div> <div style="text-align: center;">  <p>Wear proper protection</p> </div> <div style="text-align: center;">  <p>Ensure good ventilation</p> </div> <div style="text-align: center;">  <p>Practise proper disposal</p> </div> </div>	